

DPAO大跑®

2022

PRODUCT BROCHURE

产品画册

Sales Director : Leon chen

Telephone : 13510806195

E-mail : Leon@dapaotech.com

地址:浙江省金华市武义县百花山工业区开发大道65号2号大跑科技
Address: No.2 Dapao technology, No.65, Kaifa Avenue, Baihuashan
Industrial Zone, Wuyi County, Jinhua City, Zhejiang Province



公司简介

浙江大跑科技有限公司是一家高端电动跑步机及各类健身器材研发、设计、生产、销售为一体的生产厂家。工厂占地18000平方。公司一直致力于中、高端电动跑步机的研制与开发,严格执行GB17498.6-2008电动跑步机国家标准,认真贯彻和落实ISO9001质量管理体系。并建立有一套完善售前、售中和售后服务体系,最大程度满足用户需求、保障合法权益

浙江大跑科技有限公司自创建以来本着“用心创造”的经营宗旨,严格按照国家,行业相关法律法规和企业标准组织生产,在生产过程中,严格把关,通过层层控制让顾客满意的放心,取信天下,目前公司产品销售网络遍布全国,部分产品远销国外由于质量过硬售后服务工作严谨,深受广大健身朋友的喜爱,为国内运动系列产品的发展起到积极推动作用。

品牌定位:始终坚持以市场为导向,以用户需求为目标,全面为用户量身定做,提供最佳解决方案。**科技创造:**时至今日,大跑已经发展为集设计、研发、生产、销售、服务等为一体的全产业链集团公司,公司拥有业内领先的技术实力,最为科学系统先进的生产系统、高效尖端的管理团队以及宝贵的行业经验。

以人为本:大跑秉承“诚信、开拓、创新、卓越”的企业精神,引进国内顶尖人才,世界顶尖设备,改进生产工艺,提升生产品质标准,想客户之所想,急客户之所急,不断吸引和聚集越来越多的优质客户,优质员工和优质供应商共建大跑,共铸辉煌!









Home treadmill

BSCI SGS EN957 RoHS CE ISO9001:2015

TREADMILL SERIES



基本参数/Device Parameters C7-530

	Motor power 峰值功率	DC4.0HP
	Voltage 电压	220-240V/110-120V
	Speed range 速度范围	1.0-20KM/H
	Running area 跑步面积	1450X530MM
	G.W/N.W 毛重/净重	108KG/95KG
	Max. load capacity 承重	150KG
	Package size 包装尺寸	1830*960*430mm
	Loading QTY 装柜量	82pcs/40'HQ

Home treadmill



SGS



EN957 RoHS CE ISO9001:2015

TREADMILL SERIES



基本参数/Device Parameters C6-530



Motor power 峰值功率 DC4.0HP



Voltage 电压 220-240V/110-120V



Speed range 速度范围 1.0-20KM/H



Running area 跑步面积 1450X530mm



G.W/N.W 毛重/净重 108KG/95KG



Max. load capacity 承重 150KG



Package size 包装尺寸 1830*960*430mm



Loading QTY 装柜量 82pcs/40'HQ

Home treadmill



SGS



EN957 RoHS CE ISO9001:2015

TREADMILL SERIES



基本参数/Device Parameters C5-520



Motor power 峰值功率 DC4.0HP



Voltage 电压 220-240V/110-120V



Speed range 速度范围 1.0-20KM/H



Running area 跑步面积 1380X520mm



G.W/N.W 毛重/净重 100KG/90KG



Max. load capacity 承重 150KG



Package size 包装尺寸 1850*900*430mm



Loading QTY 装柜量 90pcs/40HQ









Home treadmill

BSCI SGS EN957 RoHS CE ISO9001:2015

TREADMILL SERIES



基本参数/Device Parameters C3-450

 Motor power 峰值功率	DC2.5HP
 Voltage 电压	220-250V/110-125V
 Speed range 速度范围	1.0-14.8KM/H
 Running area 跑步面积	450X1200MM
 G.W/N.W 毛重/净重	46KG/39KG
 Max. load capacity 承重	120KG
 Package size 包装尺寸	1490X710X190mm
 Loading QTY 装柜量	156pcs/20GP 360pcs/40HQ

Home treadmill



SGS



EN957 RoHS CE ISO9001:2015

TREADMILL SERIES



基本参数/Device Parameters A3-460

 Motor power 峰值功率	DC3.5HP
 Voltage 电压	220-240V/110-120V
 Speed range 速度范围	1.0-16KM/H
 Running area 跑步面积	460X1300MM
 G.W/N.W 毛重/净重	79KG/73.5KG
 Max. load capacity 承重	120KG
 Package size 包装尺寸	1795X845X320MM
 Loading QTY 装柜量	52PCS/20GP 110PCS/40GP 130PCS/40HQ


Home treadmill



SGS



EN957 RoHS CE ISO9001:2015



TREADMILL SERIES



基本参数/Device Parameters X5-460

 Motor power 峰值功率	DC3.5HP
 Voltage 电压	220-240V/110-120V
 Speed range 速度范围	1.0-16KM/H
 Running area 跑步面积	460X1220MM
 G.W/N.W 毛重/净重	45KG/40KG
 Max. load capacity 承重	120KG
 Package size 包装尺寸	1700X870X175MM
 Loading QTY 装柜量	104piece/STD 20 GP 224piece/STD 40 GP 270piece/STD 40 HQ

Home treadmill

BSCI SGS EN957 RoHS CE ISO9001:2015

TREADMILL SERIES



基本参数/Device Parameters X4-430

	Motor power 峰值功率	DC2.5HP
	Voltage 电压	220-240V/110-120V
	Speed range 速度范围	1.0-14KM/H
	Running area 跑步面积	430X1200MM
	G.W/N.W 毛重/净重	45KG/40KG
	Max. load capacity 承重	110KG
	Package size 包装尺寸	1620X870X235MM
	Loading QTY 装柜量	104piece/STD 20 GP 224piece/STD 40 GP 270piece/STD 40 HQ

Home treadmill



SGS











EN957 RoHS CE ISO9001:2015

TREADMILL SERIES



基本参数/Device Parameters A10-460

	Motor power	峰值功率	DC3.5HP
	Voltage	电压	220V/110V
	Speed range	速度范围	1.0-16KM/H
	Running area	跑步面积	460X1300MM
	G.W/N.W	毛重/净重	68KG/60KG
	Max. load capacity	承重	120KG
	Package size	包装尺寸	1795X845X320MM
	Loading QTY	装柜量	130PCS/40HQ

Home treadmill



SGS



EN957 RoHS CE ISO9001:2015

TREADMILL SERIES



基本参数/Device Parameters A4-440

	Motor power	峰值功率	DC2.5HP
	Voltage	电压	220-240V/110-120V
	Speed range	速度范围	1.0-14KM/H
	Running area	跑步面积	440X1220MM
	G.W/N.W	毛重/净重	53KG/45.5KG
	Max. load capacity	承重	120KG
	Package size	包装尺寸	1660X765X290MM
	Loading QTY	装柜量	81piece/STD 20 GP 171piece/STD 40 GP 193piece/STD 40 HQ

Home treadmill

BSCI SGS EN957 RoHS CE ISO9001:2015

TREADMILL SERIES



基本参数/Device Parameters B5-420D

	Motor power 峰值功率	DC2.5HP
	Voltage 电压	220-240V/110-120V
	Speed range 速度范围	1.0-14KM/H
	Running area 跑步面积	420X1220MM
	G.W/N.W 毛重/净重	53KG/45.5KG
	Max. load capacity 承重	100KG
	Package size 包装尺寸	1660X765X290MM
	Loading QTY 装柜量	81piece/STD 20 GP 171piece/STD 40 GP 193piece/STD 40 HQ

可选配15段电动扬升功能和AC马达配置

Home treadmill

BSCI SGS EN957 RoHS CE ISO9001:2015

TREADMILL SERIES



基本参数/Device Parameters B6-420D

	Motor power 峰值功率	DC2.5HP
	Voltage 电压	220-240V/110-120V
	Speed range 速度范围	1.0-14KM/H
	Running area 跑步面积	420X1220MM
	G.W/N.W 毛重/净重	53KG/45.5KG
	Max. load capacity 承重	100KG
	Package size 包装尺寸	1660X765X290MM
	Loading QTY 装柜量	81piece/STD 20 GP 171piece/STD 40 GP 193piece/STD 40 HQ

可选配15段电动扬升功能和AC马达配置

Home treadmill

BSCI SGS EN957 RoHS CE ISO9001:2015

TREADMILL SERIES



基本参数/Device Parameters A9-400D

 Motor power 峰值功率	DC2.0HP
 Voltage 电压	220-240V/110-120V
 Speed range 速度范围	1.0-12.8KM/H
 Running area 跑步面积	400X1020MM
 G.W/N.W 毛重/净重	45.5KG/40KG
 Max. load capacity 承重	100KG
 Package size 包装尺寸	1410X765X254MM
 Loading QTY 装柜量	108PCS/20GP 224PCS/40GP 248PCS/40HQ

Home treadmill

BSCI SGS EN957 RoHS CE ISO9001:2015

TREADMILL SERIES



基本参数/Device Parameters A8-400D

 Motor power 峰值功率	DC2.0HP
 Voltage 电压	220-240V/110-120V
 Speed range 速度范围	1.0-12.8KM/H
 Running area 跑步面积	400X1020MM
 G.W/N.W 毛重/净重	46KG/41KG
 Max. load capacity 承重	100KG
 Package size 包装尺寸	1410X765X254MM
 Loading QTY 装柜量	108PCS/20GP 224PCS/40GP 248PCS/40HQ

Home treadmill

BSCI SGS EN957 RoHS CE ISO9001:2015

TREADMILL SERIES



基本参数/Device Parameters A7-400

	Motor power 峰值功率	DC2.0HP
	Voltage 电压	220-240V/110-120V
	Speed range 速度范围	1.0-12.8KM/H
	Running area 跑步面积	400X1020MM
	G.W/N.W 毛重/净重	37KG/33KG
	Max. load capacity 承重	100KG
	Package size 包装尺寸	1410X765X250MM
	Loading QTY 装柜量	108PCS/20GP 224PCS/40GP 248PCS/40HQ

Home treadmill

BSCI SGS EN957 RoHS CE ISO9001:2015

TREADMILL SERIES



基本参数/Device Parameters A6-400D

 Motor power 峰值功率	DC2.0HP
 Voltage 电压	220-240V/110-120V
 Speed range 速度范围	1.0-12.8KM/H
 Running area 跑步面积	400X1020MM
 G.W/N.W 毛重/净重	45KG/38KG
 Max. load capacity 承重	100KG
 Package size 包装尺寸	1410X765X254MM
 Loading QTY 装柜量	108PCS/20GP 224PCS/40GP 248PCS/40HQ

Home treadmill

BSCI SGS EN957 RoHS CE ISO9001:2015

TREADMILL SERIES



基本参数/Device Parameters B1-4010D

	Motor power 峰值功率	DC2.0HP
	Voltage 电压	220-240V/110-120V
	Speed range 速度范围	1.0-12KM/H
	Running area 跑步面积	400X1100MM
	G.W/N.W 毛重/净重	38KG/33KG
	Max. load capacity 承重	100KG
	Package size 包装尺寸	1415X665X228MM
	Loading QTY 装柜量	138piece/STD 20 GP 283piece/STD 40 GP 308piece/STD 40 HQ

Home treadmill

BSCI SGS EN957 RoHS CE ISO9001:2015

TREADMILL SERIES



基本参数/Device Parameters B2-4010D

	Motor power	峰值功率	DC2.0HP
	Voltage	电压	220-240V/110-120V
	Speed range	速度范围	1.0-12KM/H
	Running area	跑步面积	400X1100MM
	G.W/N.W	毛重/净重	33KG/28.5KG
	Max. load capacity	承重	100KG
	Package size	包装尺寸	1415X665X228MM
	Loading QTY	装柜量	138piece/STD 20 GP 283piece/STD 40 GP 308piece/STD 40 HQ

Home treadmill

BSCI SGS EN957 RoHS CE ISO9001:2015

TREADMILL SERIES



基本参数/Device Parameters B4-4010

 Motor power 峰值功率	DC2.0HP
 Voltage 电压	220-240V/110-120V
 Speed range 速度范围	1.0-12KM/H
 Running area 跑步面积	400X1100MM
 G.W/N.W 毛重/净重	38KG/33KG
 Max. load capacity 承重	100KG
 Package size 包装尺寸	1415X695X228MM
 Loading QTY 装柜量	132piece/STD 20 273piece/STD 40 297piece/STD 40

Home treadmill

BSCI SGS EN957 RoHS CE ISO9001:2015

TREADMILL SERIES



基本参数/Device Parameters B5-4010

	Motor power	峰值功率	DC2.0HP
	Voltage	电压	220-240V/110-120V
	Speed range	速度范围	1.0-12KM/H
	Running area	跑步面积	400X1100MM
	G.W/N.W	毛重/净重	40KG/35KG
	Max. load capacity	承重	100KG
	Package size	包装尺寸	1415X695X245MM
	Loading QTY	装柜量	120piece/STD 20 GP 250piece/STD 40 GP 274piece/STD 40 HQ

Home treadmill

BSCI SGS EN957 RoHS CE ISO9001:2015

TREADMILL SERIES



基本参数/Device Parameters B6-4010D

	Motor power 峰值功率	DC2.0HP
	Voltage 电压	220-240V/110-120V
	Speed range 速度范围	1.0-12KM/H
	Running area 跑步面积	400X1100MM
	G.W/N.W 毛重/净重	38KG/33KG
	Max. load capacity 承重	100KG
	Package size 包装尺寸	1415X695X228MM
	Loading QTY 装柜量	132piece/STD 20 GP 273piece/STD 40 GP 297piece/STD 40 HQ

Home treadmill

BSCI SGS EN957 RoHS CE ISO9001:2015

TREADMILL SERIES



基本参数/Device Parameters B7-4010D

	Motor power 峰值功率	DC2.0HP
	Voltage 电压	220-240V/110-120V
	Speed range 速度范围	1.0-12KM/H
	Running area 跑步面积	400X1100MM
	G.W/N.W 毛重/净重	38KG/33KG
	Max. load capacity 承重	100KG
	Package size 包装尺寸	1415X665X228MM
	Loading QTY 装柜量	138piece/STD 20 GP 283piece/STD 40 GP 308piece/STD 40 HQ

Home treadmill

BSCI SGS EN957 RoHS CE ISO9001:2015

TREADMILL SERIES



基本参数/Device Parameters B8-400

	Motor power	峰值功率	DC2.0HP
	Voltage	电压	220-240V/110-120V
	Speed range	速度范围	1.0-12KM/H
	Running area	跑步面积	400X1100MM
	G.W/N.W	毛重/净重	35KG/30KG
	Max. load capacity	承重	100KG
	Package size	包装尺寸	1470X660X220MM
	Loading QTY	装柜量	133piece/STD 20 GP 286piece/STD 40 GP 338piece/STD 40 HQ

Home treadmill

 BSCI Business Social Compliance Initiative
 SGS
  EN957
  RoHS
  CE
  ISO9001:2015

TREADMILL SERIES




基本参数/Device Parameters X3-460

	Motor power 峰值功率	DC2.5HP
	Voltage 电压	220-240V/110-120V
	Speed range 速度范围	1.0-6.0KM/H
	Running area 跑步面积	460X1200MM
	G.W/N.W 毛重/净重	36KG/31KG
	Max. load capacity 承重	100KG
	Package size 包装尺寸	1590X730X175MM
	Loading QTY 装柜量	140piece/STD 20 GP 305piece/STD 40 GP 350piece/STD 40 HQ

Home treadmill

 BSCI  SGS  EN957  RoHS  CE  ISO9001:2015

TREADMILL SERIES



基本参数/Device Parameters A1-430

	Motor power 峰值功率	DC2.0HP
	Voltage 电压	240V/110V
	Speed range 速度范围	1.0-6KM/H
	Running area 跑步面积	430X1200MM
	G.W/N.W 毛重/净重	31KG/26.5KG
	Max. load capacity 承重	100KG
	Package size 包装尺寸	1520X695X165MM
	Loading QTY 装柜量	170piece/STD 20 GP 370piece/STD 40 GP 426piece/STD 40 HQ

Home treadmill

BSCI SGS EN957 RoHS CE ISO9001:2015

TREADMILL SERIES



基本参数/Device Parameters Z1-401

 Motor power 峰值功率	DC2.0HP
 Voltage 电压	220-240V/110-120V
 Speed range 速度范围	1.0-6.0KM/H
 Running area 跑步面积	400X1100MM
 G.W/N.W 毛重/净重	23KG/20KG
 Max. load capacity 承重	100KG
 Package size 包装尺寸	1500X640X165MM
 Loading QTY 装柜量	187piece/STD 20 GP 387piece/STD 40 GP 437piece/STD 40 HQ









Home treadmill

BSCI SGS EN957 RoHS CE ISO9001:2015

TREADMILL SERIES



基本参数/Device Parameters A2-430

 Motor power 峰值功率	DC2.0HP
 Voltage 电压	220-240V/110-120V
 Speed range 速度范围	1.0-12KM/H
 Running area 跑步面积	430X1200MM
 G.W/N.W 毛重/净重	30KG/35KG
 Max. load capacity 承重	100KG
 Package size 包装尺寸	1520X770X230MM
 Loading QTY 装柜量	229piece/STD 40 HQ

Home treadmill

BSCI SGS EN957 RoHS CE ISO9001:2015

TREADMILL SERIES



基本参数/Device Parameters Z1-402

 Motor power 峰值功率	DC2.0HP
 Voltage 电压	220-240V/110-120V
 Speed range 速度范围	1.0-12KM/H
 Running area 跑步面积	400X1100MM
 G.W/N.W 毛重/净重	29KG/24KG
 Max. load capacity 承重	100KG
 Package size 包装尺寸	1500X640X165MM
 Loading QTY 装柜量	187piece/STD 20 GP 387piece/STD 40 GP 437piece/STD 40 HQ

Home treadmill

BSCI SGS EN957 RoHS CE ISO9001:2015

TREADMILL SERIES



基本参数/Device Parameters Z5-402

 Motor power 峰值功率	DC2.0HP
 Voltage 电压	220-240V/110-120V
 Speed range 速度范围	1.0-12KM/H
 Running area 跑步面积	400X1100MM
 G.W/N.W 毛重/净重	29KG/24KG
 Max. load capacity 承重	100KG
 Package size 包装尺寸	1500X640X165MM
 Loading QTY 装柜量	187piece/STD 20 GP 387piece/STD 40 GP 437piece/STD 40 HQ

Home treadmill

BSCI SGS EN957 RoHS CE ISO9001:2015

TREADMILL SERIES



基本参数/Device Parameters Z6-402

 Motor power 峰值功率	DC2.0HP
 Voltage 电压	220-240V/110-120V
 Speed range 速度范围	1.0-12KM/H
 Running area 跑步面积	400X1100MM
 G.W/N.W 毛重/净重	29KG/24KG
 Max. load capacity 承重	100KG
 Package size 包装尺寸	1500X640X165MM
 Loading QTY 装柜量	187piece/STD 20 GP 387piece/STD 40 GP 437piece/STD 40 HQ

Home treadmill

BSCI SGS EN957 RoHS CE ISO9001:2015

TREADMILL SERIES



基本参数/Device Parameters Z1-403

 Motor power 峰值功率	DC2.0HP
 Voltage 电压	220-240V/110-120V
 Speed range 速度范围	1.0-12KM/H
 Running area 跑步面积	400X1100MM
 G.W/N.W 毛重/净重	29KG/24KG
 Max. load capacity 承重	100KG
 Package size 包装尺寸	1500X640X165MM
 Loading QTY 装柜量	187piece/STD 20 GP 387piece/STD 40 GP 437piece/STD 40 HQ






Household inversion table

BSCI SGS EN957 RoHS CE ISO9001:2015
Business Social Compliance Initiative

HANDSTAND



基本参数/Device Parameters 6301-A

 G.W/N.W	毛重/净重	30KG/25KG
 Product	产品尺寸	1375X720X1690MM
 Package size	包装尺寸	1320X760X125MM
 Max. load capacity	承重	150KG
 Loading QTY	装柜量	247piece/STD 20 GP 513piece/STD 40 GP 567piece/STD 40 HQ






Household inversion table

BSCI SGS EN957 RoHS CE ISO9001:2015
Business Social Compliance Initiative

HANDSTAND



基本参数/Device Parameters 6302-A

	G.W/N.W	毛重/净重	30KG/25KG
	Product	产品尺寸	1375X720X1690MM
	Package size	包装尺寸	1320X760X125MM
	Max. load capacity	承重	150KG
	Loading QTY	装柜量	180piece/STD 20 GP 360piece/STD 40 GP 420piece/STD 40 HQ






Household inversion table

BSCI SGS EN957 RoHS CE ISO9001:2015
Business Social Compliance Initiative

HANDSTAND



基本参数/Device Parameters 6303

 G.W/N.W	毛重/净重	24KG/22KG
 Product	产品尺寸	1130X790X1520MM
 Package size	包装尺寸	1250X820X100MM
 Max. load capacity 承重		150KG
 Loading QTY	装柜量	278piece/STD 20 GP 583piece/STD 40 GP 682piece/STD 40 HQ






Household inversion table

BSCI SGS EN957 RoHS CE ISO9001:2015
Business Social Compliance Initiative

HANDSTAND



基本参数/Device Parameters 6304

 G.W/N.W	毛重/净重	24KG/22KG
 Product	产品尺寸	1130X790X1520MM
 Package size	包装尺寸	1250X820X100MM
 Max. load capacity 承重		150KG
 Loading QTY	装柜量	278piece/STD 20 GP 583piece/STD 40 GP 682piece/STD 40 HQ






Household inversion table

BSCI SGS EN957 RoHS CE ISO9001:2015

HANDSTAND



基本参数/Device Parameters 6306

 G.W/N.W	毛重/净重	24KG/22KG
 Product	产品尺寸	1130X790X1520MM
 Package size	包装尺寸	990X550X150MM
 Max. load capacity 承重		150KG
 Loading QTY	装柜量	340piece/STD 20 GP 707piece/STD 40 GP 829piece/STD 40 HQ






Household inversion table

BSCI SGS EN957 RoHS CE ISO9001:2015
Business Social Compliance Initiative

HANDSTAND



基本参数/Device Parameters 6306

 G.W/N.W	毛重/净重	24KG/22KG
 Product	产品尺寸	1130X790X1750MM
 Package size	包装尺寸	1250X820X100MM
 Max. load capacity 承重		150KG
 Loading QTY	装柜量	278piece/STD 20 GP 583piece/STD 40 GP 682piece/STD 40 HQ